


# Canny Edge and Line Detection

CS/BIOEN 6640, Fall 2010

Guido Gerig

with some slides from Tsai Sing Lee,  
CMU and from J. Canny's Papers

## Canny Edge Detector



- Canny (1984) introduces several good ideas to help.
- **References:** Canny, J.F. A computational approach to edge detection. IEEE Trans Pattern Analysis and Machine Intelligence, 8(6): 679-698, Nov 1986.

## **Optimal Edge Detector Design**

- Canny derives his filter by optimizing a certain performance index that favors true positive, true negative and accurate localization of detected edges
- Analysis is restricted to linear shift invariant filter that detect unblurred 1D continuous step
- Other justifiable performance criteria are possible and will lead to different filters.

## What are Canny's Criteria?

- **Good detection:** low probability of not marking real edge points, and falsely marking non-edge points.

$$SNR = \frac{\left| \int_{-w}^w G(-x) f(x) dx \right|}{n_o \sqrt{\int_{-w}^w f^2(x) dx}}$$

- $f$  is the filter,  $G$  is the edge signal, denominator is the root-mean-squared response to noise  $n(x)$  only.

## Localization Criterion

- Good localization: close to center of the true edge

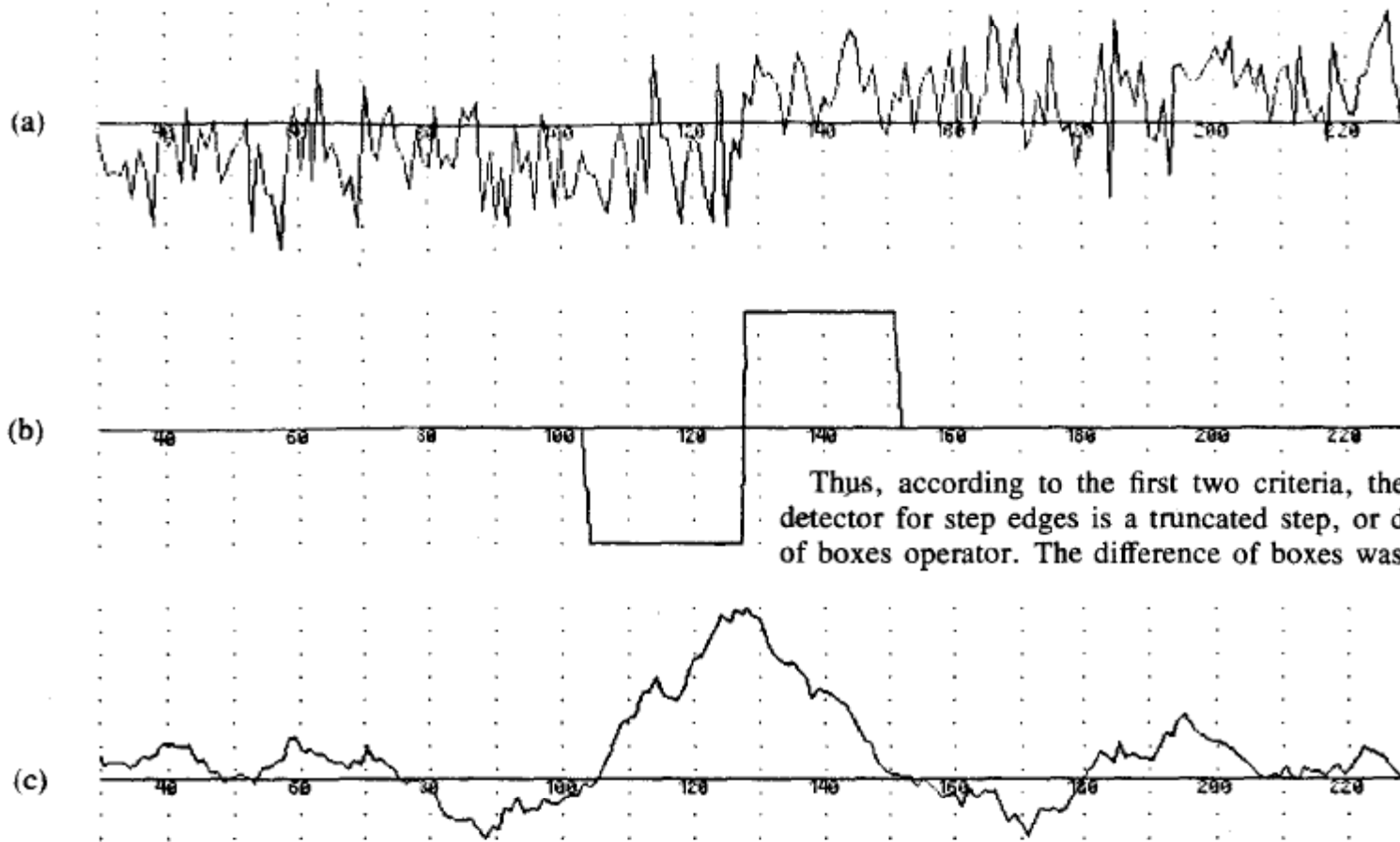
$$Localization = \frac{1}{\sqrt{E[x_0^2]}} = \frac{\left| \int_{-w}^w G'(-x) f'(x) dx \right|}{n_o \sqrt{\int_{-w}^w f'^2(x) dx}}$$

- a measure that increases as localization improves.
- Use reciprocal of the rms distance of the marked edge from the center of the true edge.

## Eliminating Multiple Response

- Only one response to a single edge: implicit in first criterion, but make explicit to eliminate multiple response.
- The first two criteria can be trivially maximized by setting  $f(x) = G(-x)$ !
- What is this? This is a truncated step (difference of box operator).
- What is its problem?

# “Optimal Operator” for Noisy Step Edge: SNR\*LOC



## Inter-maximum Spacing

- Ideally, want to make the distance between peaks in the noise response approximate the width of the response of the operator to a single step.
- The mean distance between two adjacent maxima in the filtered response (or zero-crossing of their derivatives) can be derived as:

$$x_{zc}(f) = \pi \left( \frac{\int_{-\infty}^{\infty} f'^2(x) dx}{\int_{-\infty}^{\infty} f''^2(x) dx} \right)^{1/2}$$

- Set this distance a fraction  $k$  of the operator width  $W$ ,  
Seek  $f$  satisfies this constraint with a fixed  $k$ .  $x_{zc}(f) = kW$



# Optimization

Filter Parameters						
$n$	$X_{max}$	$\Sigma\Lambda$	$r$	$\alpha$	$\omega$	$\beta$
1	0.15	4.21	0.215	24.59550	0.12250	63.97566
2	0.3	2.87	0.313	12.47120	0.38284	31.26860
3	0.5	2.13	0.417	7.85869	2.62856	18.28800
4	0.8	1.57	0.515	5.06500	2.56770	11.06100
5	1.0	1.33	0.561	3.45580	0.07161	4.80684
6	1.2	1.12	0.576	2.05220	1.56939	2.91540
7	1.4	0.75	0.484	0.00297	3.50350	7.47700




Fig. 4. Filter parameters and performance measures for the filters illustrated in Fig. 5.

$\Sigma$ : SNR

$\Lambda$ : Localization (how close to true position)

$X_{max}$ : distance between adjacent maxima (fraction of operator width)

$r$ : multiple response performance

# Optimal Operators

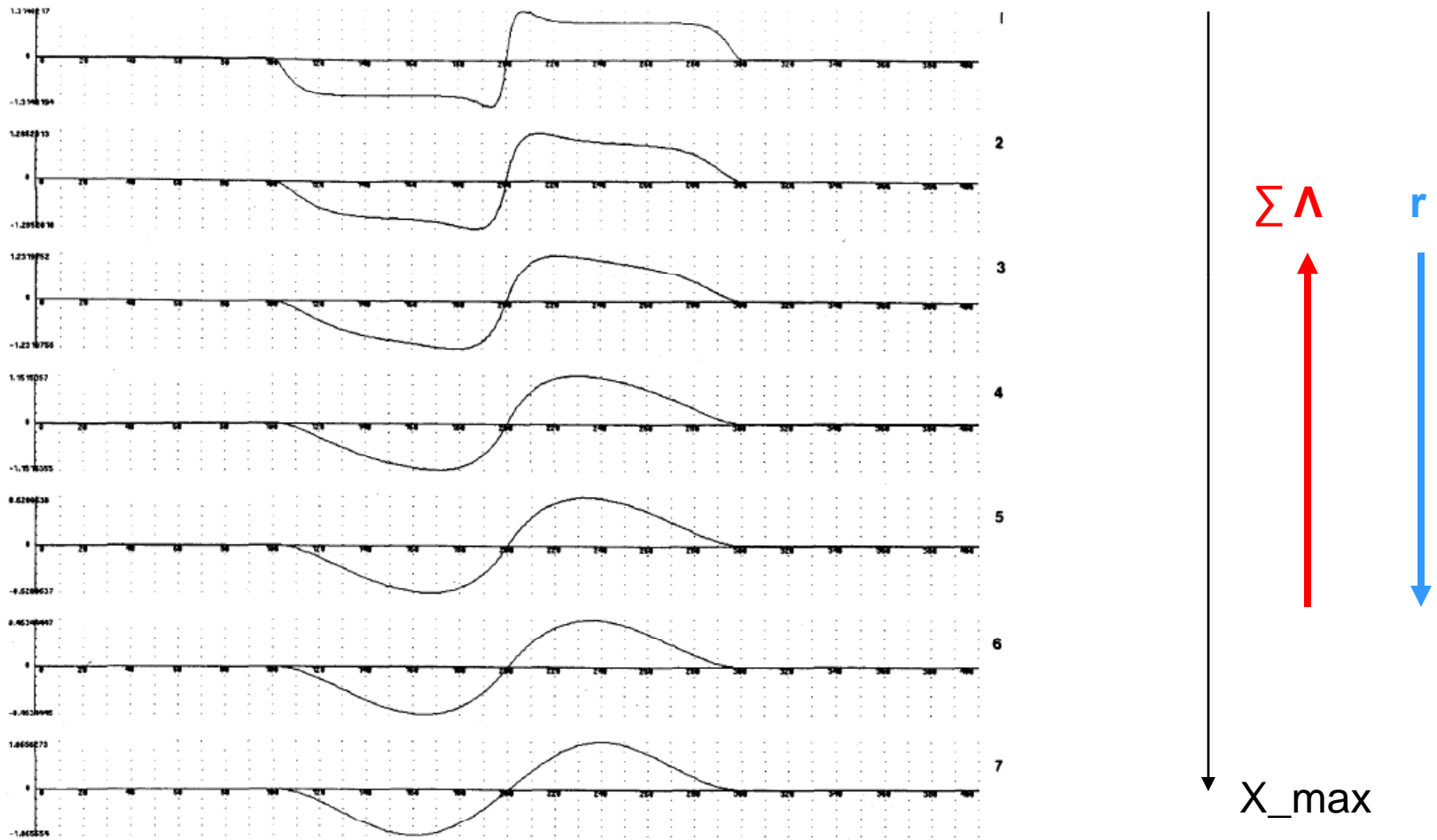


Fig. 5. Optimal step edge operators for various values of  $x_{max}$ . From top to bottom, they are  $x_{max} = 0.15, 0.3, 0.5, 0.8, 1.0, 1.2, 1.4$ .

# Optimal Operator versus First Derivative of Gaussian

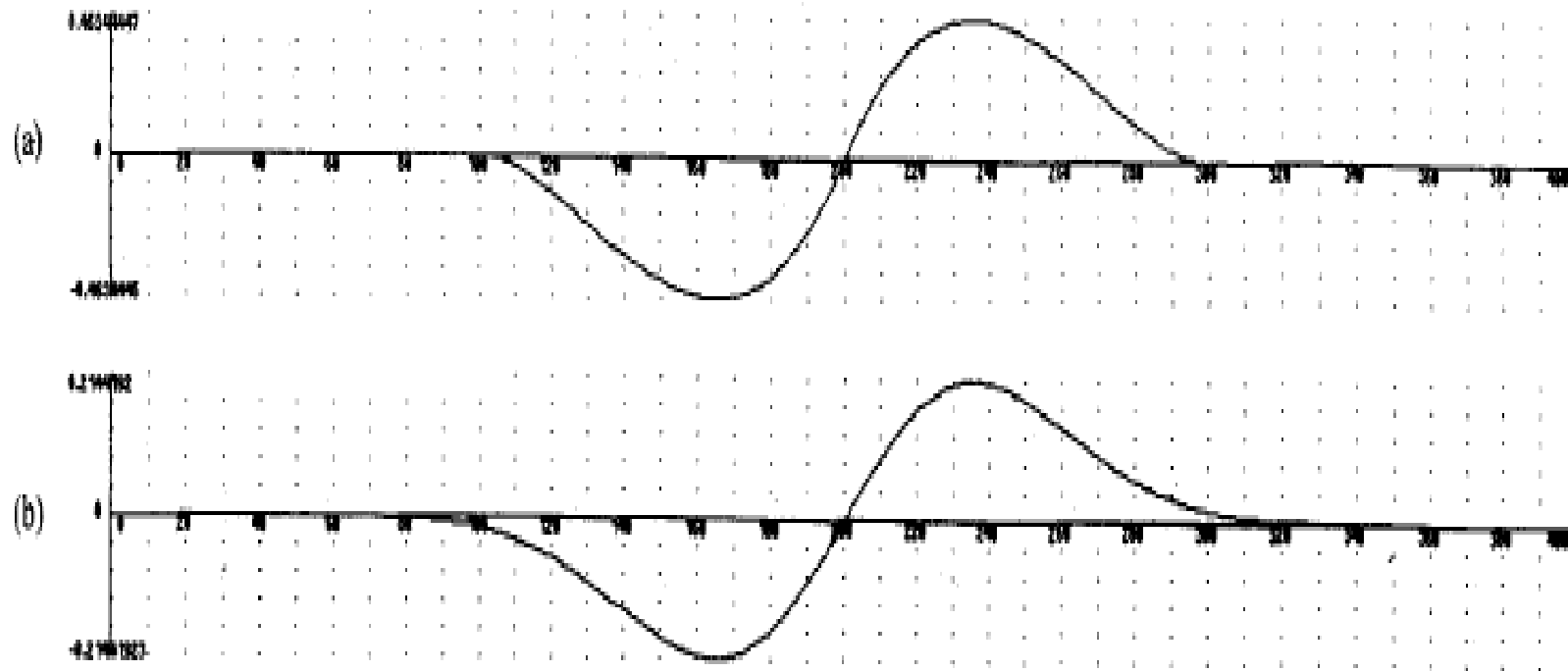


Fig. 6. (a) The optimal step edge operator. (b) The first derivative of a Gaussian.

# “Optimal Operator” for Noisy Step Edge: SNR\*LOC\*MULT

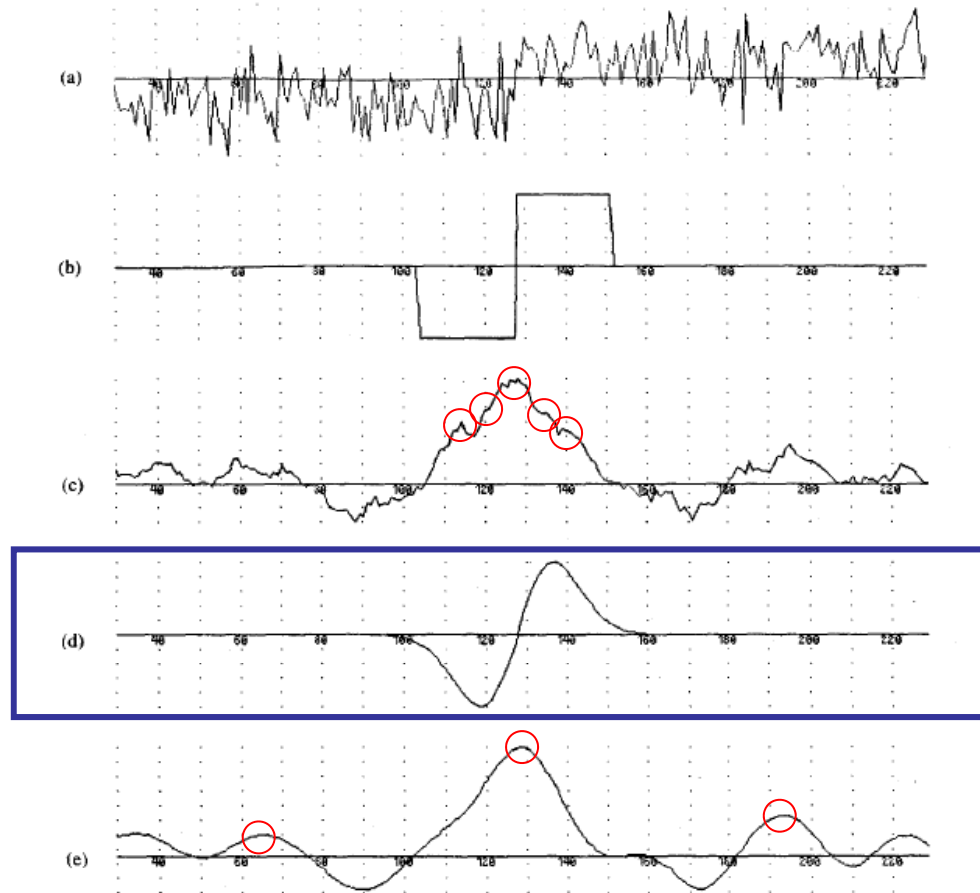


Fig. 1. (a) A noisy step edge. (b) Difference of boxes operator. (c) Difference of boxes operator applied to the edge. (d) First derivative of Gaussian operator. (e) First derivative of Gaussian applied to the edge.

# Optimal Operators for Other Structures

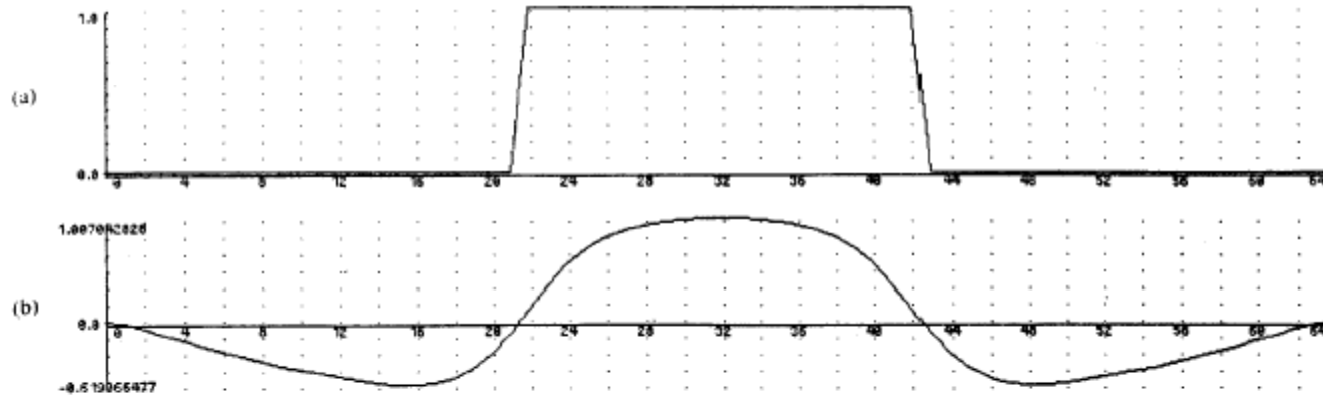


Fig. 2. A ridge profile and the optimal operator for it.

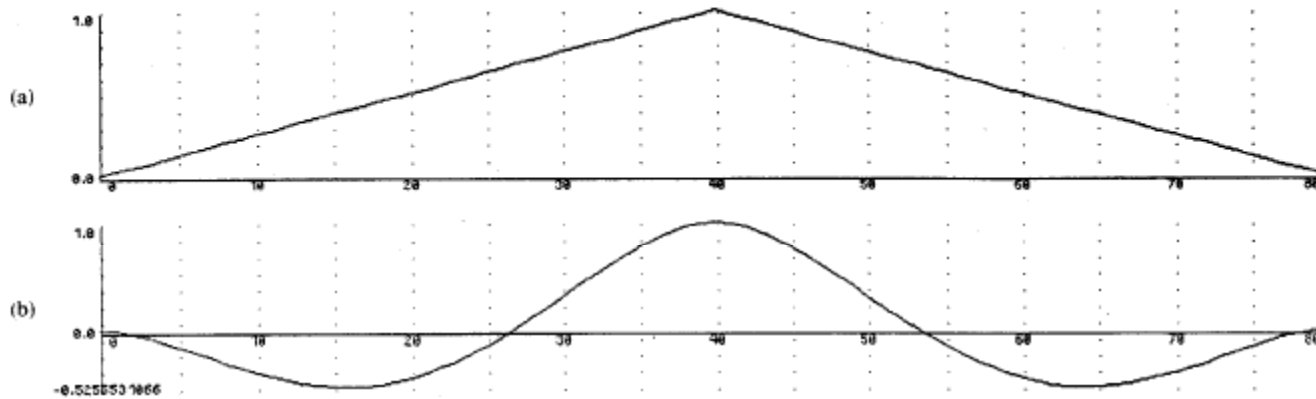
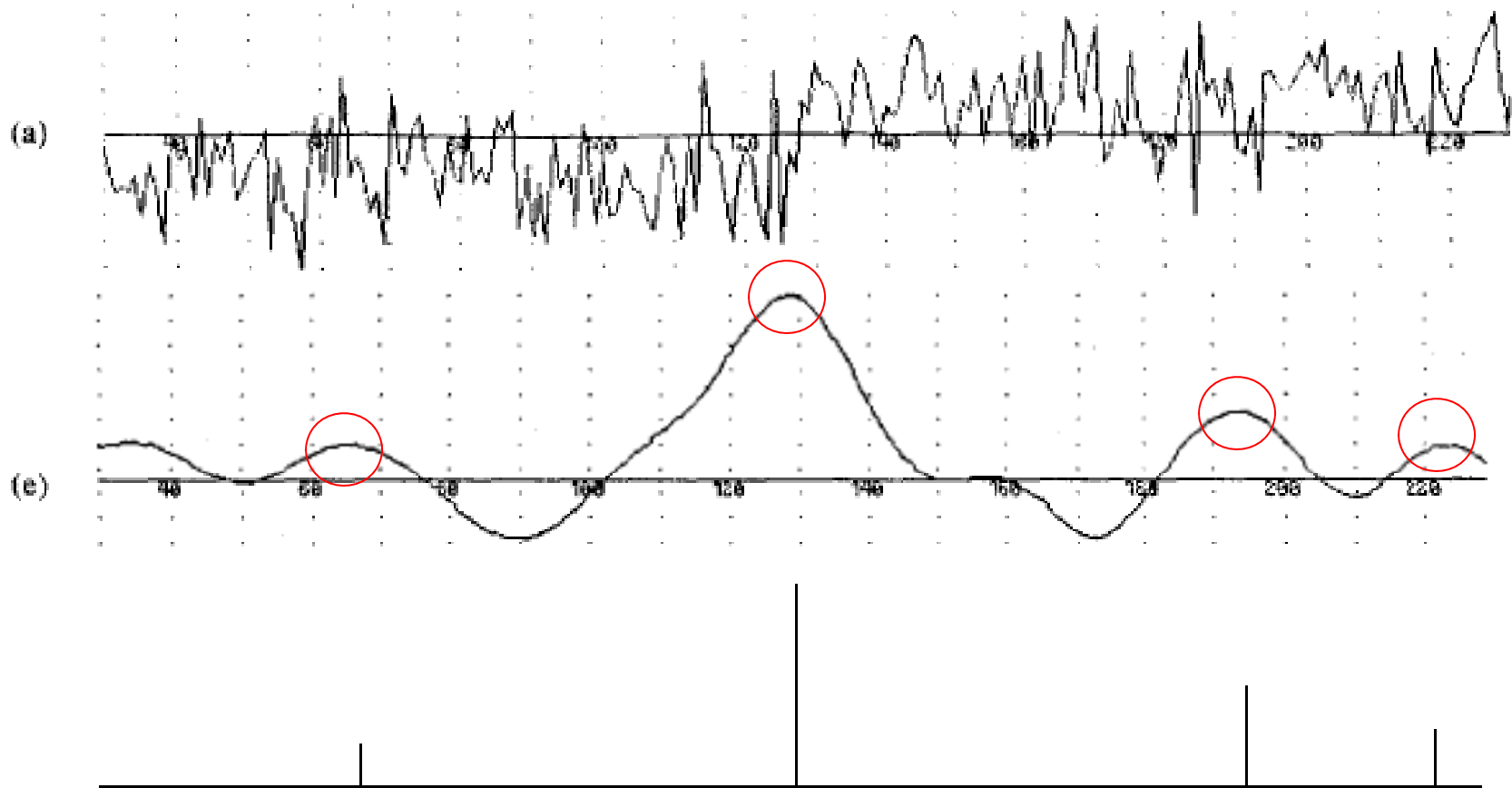


Fig. 3. A roof profile and an optimal operator for roofs.

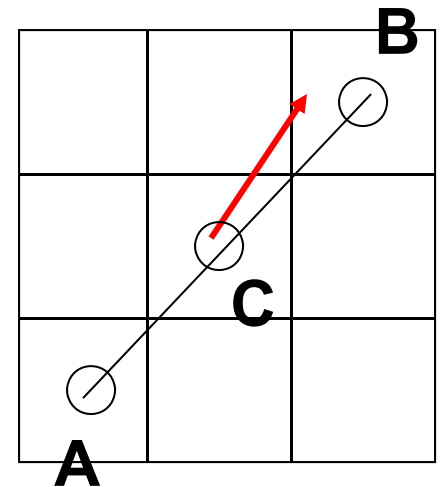
# Non-Maximum Suppression



Detect local maxima and suppress all other signals.

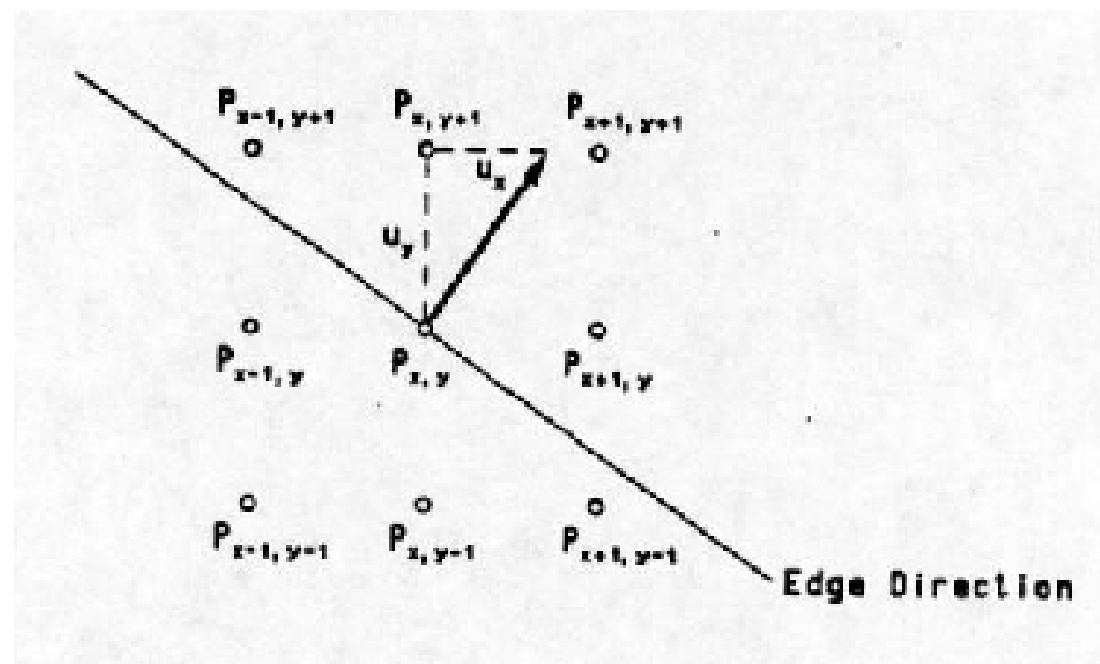
# Non-Maximum Suppression

- Canny: Interpolate Gradient along gradients (plus and minus a certain distance) and check if center is larger than neighbors.
- Simplified: Test for each Gradient Magnitude pixel if neighbors along gradient direction (closest neighbors) are smaller than center: Mark C as maximum if  $A < C$  and  $B < C$



## Non-maximum suppression

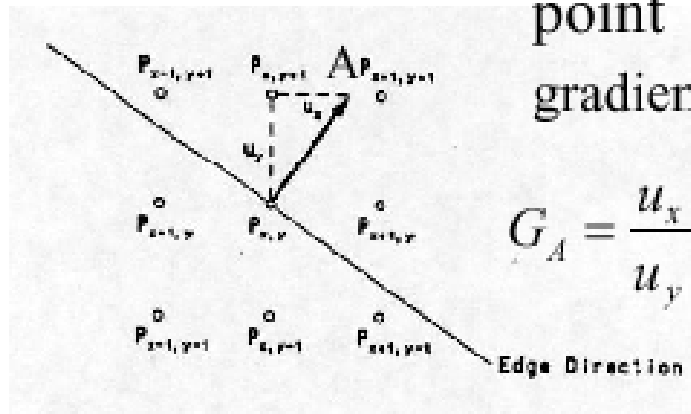
At each point, compute its edge gradient, compare with the gradients of its neighbors along the gradient direction. If smaller, turn 0; if largest, keep it.





## Estimation of Gradient

- Sampling is discrete, how to estimate gradient?
- Pick 2 pts in support closest to u.
- The gradient magnitudes at 3 pts define a plane, use this plane to locally approximate the gradient magnitude surface and to estimate the value at a point on the line. The interpolated gradient magnitude at A, for example, is

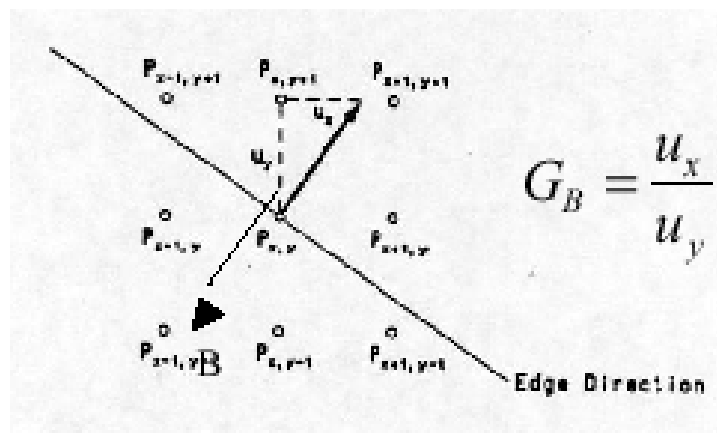


$$G_A = \frac{u_x}{u_y} G(x+1, y+1) + \frac{u_y - u_x}{u_y} G(x, y+1)$$

*Note:  $G(i, j), u_x, u_y$  are known.*

## Estimation of Gradient

- The interpolated gradient on the other side is given by:



$$G_B = \frac{u_x}{u_y} G(x-1, y-1) + \frac{u_y - u_x}{u_y} G(x, y-1)$$

- Mark  $P_{x,y}$  as a maximum if  $G(x, y) > G_A$  and  $G(x, y) > G_B$
- Interpolation always involve 1 diagonal and 1 non-diagonal point. Avoid division by multiplying through by  $u_y$ .

## Non-maximum suppression

- This scheme involves 4 multiplication per point, but it is not excessive.
- Works better than simpler scheme which compares the points  $P_{x,y}$  with two of its neighbors.



# Results

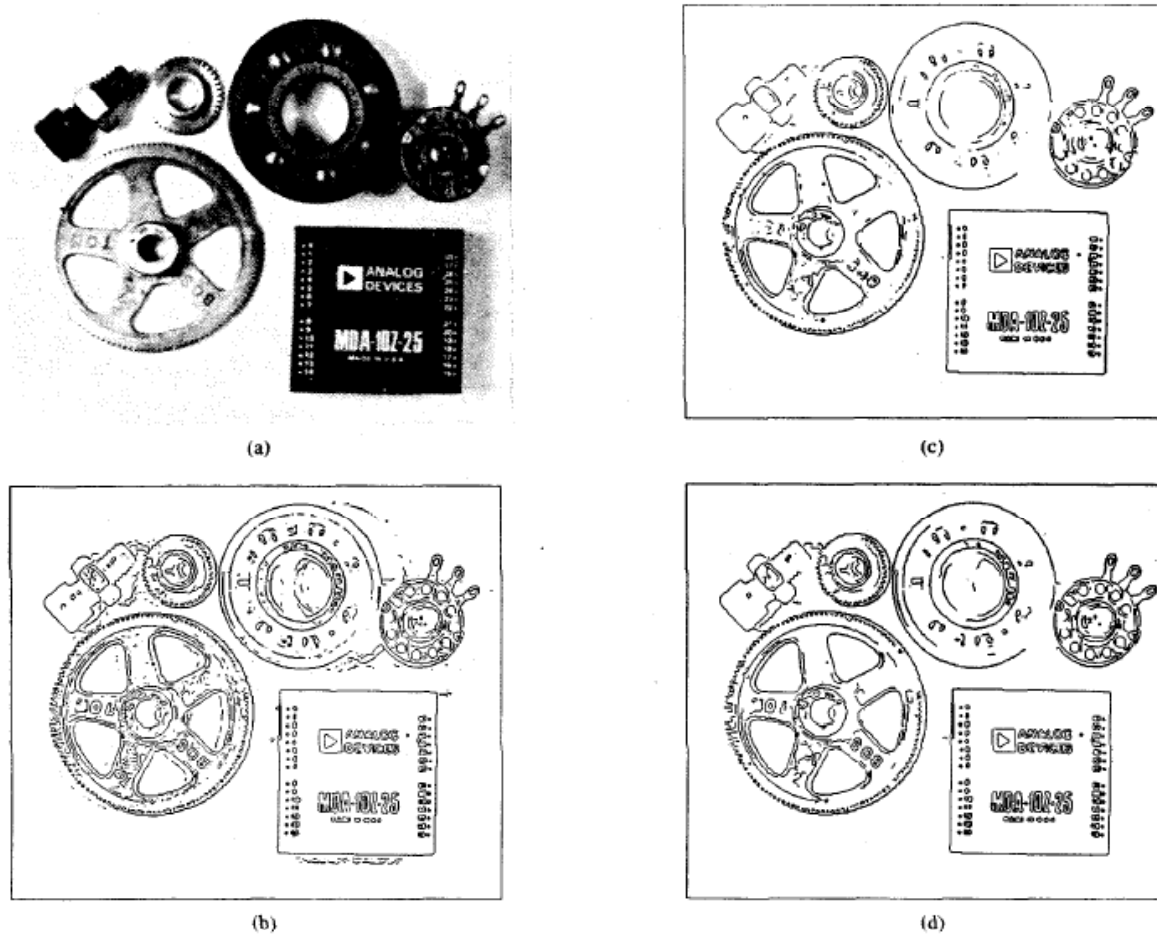


Fig. 7. (a) Parts image, 576 by 454 pixels. (b) Image thresholded at  $T_1$ . (c) Image thresholded at  $2 T_1$ . (d) Image thresholded with hysteresis using both the thresholds in (a) and (b).

## Canny Edge Detection

- Basic idea is to detect at the zero-crossings of the second directional derivative of the smoothed image
- in the direction of the gradient where the gradient magnitude of the smoothed image being greater than some threshold depending on image statistics.
- It seeks out zero-crossings of

$$\partial^2 (G * I) / \partial n^2 = \partial ([\partial G / \partial n] * I) / \partial n$$

$n$  is the direction of the gradient of the smoothed image.

## Canny's zero-crossings

- Canny zero-crossings correspond to the first-directional-derivative's maxima and minima in the direction of the gradient.
- Maxima in magnitude reasonable choice for locating edges.