

CS 6170: Computational Topology, Spring 2019

Lecture 07

Topological Data Analysis for Data Scientists

Dr. Bei Wang

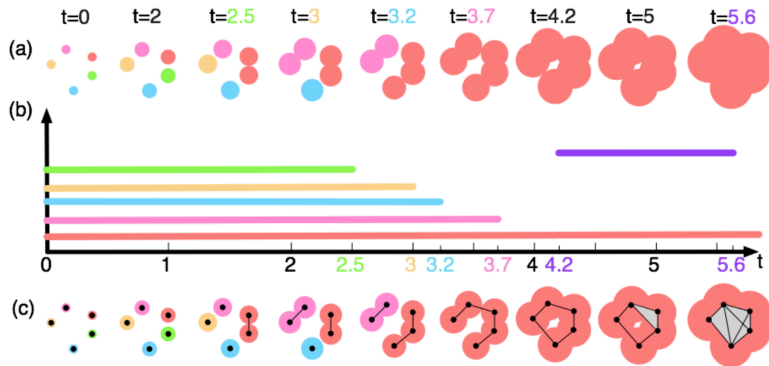
School of Computing
Scientific Computing and Imaging Institute (SCI)
University of Utah
www.sci.utah.edu/~beiwang
beiwang@sci.utah.edu

Jan 29, 2019

Persistent Homology in a Nutshell

Book Chapter C.VII, C.VIII

Persistent homology: simplicial representations



Wong et al. (2016)

Ripser Demo

<https://github.com/Ripser/ripser>

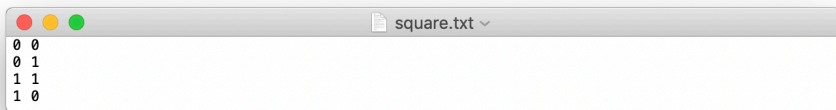
Ripser setup

```
git clone https://github.com/Ripser/ripser.git
cd ripser
make
./ripser examples/sphere_3_192.lower_distance_matrix
```

Ripser setup

```
Beis-MacBook-Pro-2018:ripser beiphillips$ ./ripser examples/sphere_3_192.lower_distance_matrix
value range: [0.00367531,2]
sparse distance matrix with 192 points and 17857/18431 entries
persistence intervals in dim 0:
[0,0.00367531)
[0,0.00391946)
[0,0.0120098)
[0,0.0173134)
[0,0.0217315)
[0,0.0311057)
[0,0.037954)
[0,0.0387451)
[0,0.0433426)
[0,0.0471186)
[0,0.0487061)
[0,0.048826)
[0,0.0496187)
[0,0.0515157)
[0,0.0522132)
[0,0.0559886)
[0,0.0560443)
[0,0.057488)
[0,0.0593071)
[0,0.0623736)
.....
[0,0.332695)
[0, )
persistence intervals in dim 1:
[0.542696,0.558863)
[0.531636,0.578093)
[0.530723,0.576869)
[0.463389,0.505345)
[0.445398,0.448892)
[0.443911,0.54761)
[0.431628,0.477277)
[0.413789,0.487379)
[0.412572,0.46308)
.....
```

Ripser: example 1



```
0 0
0 1
1 1
1 0
```

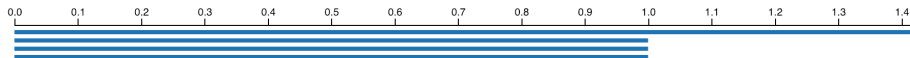
```
|beis-mbp-2018:ripser beiphillips$ ./ripser ../data/square.txt --format point-cloud
point cloud with 4 points in dimension 2
value range: [1,1.41421]
distance matrix with 4 points
persistence intervals in dim 0:
[0,1)
[0,1)
[0,1)
[0, )
persistence intervals in dim 1:
[1,1.41421)
```

Ripser: example 1

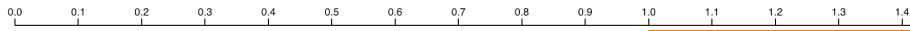
Ripser

Load a to compute Vietoris–Rips persistence barcodes in dimensions to and up to distance :

Persistence intervals in dimension 0:



Persistence intervals in dimension 1:



Elapsed time: 0.012 seconds

Ripser: example 2

```
triangle.txt
0 0
2 0
0 1
```

```
[beis-mbp-2018:ripser beiphillips$ ./ripser ../data/triangle.txt --format point-cloud
point cloud with 3 points in dimension 2
value range: [1,2.23607]
sparse distance matrix with 3 points and 2/4 entries
persistence intervals in dim 0:
[0,1)
[0,2)
[0, )
persistence intervals in dim 1:
```

Ripser

Load a to compute Vietoris–Rips persistence barcodes in dimensions to and up to distance :

triangle.txt

Persistence intervals in dimension 0:



Persistence intervals in dimension 1:



Elapsed time: 0.011 seconds

Ripser: example 3

cube.txt

```
5 0 0
5 5 0
0 5 0
0 0 0
5 0 5
5 5 5
0 5 5
0 0 5
```

```
[beis-mbp-2018:ripser beiphillips$ ./ripser ../data/cube.txt --format point-cloud
point cloud with 8 points in dimension 3
value range: [5,8.66025]
distance matrix with 8 points
persistence intervals in dim 0:
[0,5)
[0,5)
[0,5)
[0,5)
[0,5)
[0,5)
[0,5)
[0, )
persistence intervals in dim 1:
[5,7.07107)
[5,7.07107)
[5,7.07107)
[5,7.07107)
[5,7.07107)
```

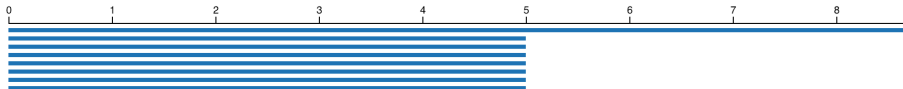
Ripser: example 3

Ripser

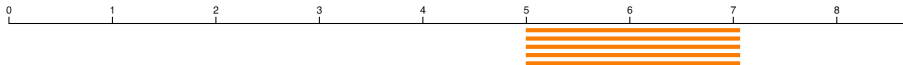
Load a to compute Vietoris–Rips persistence barcodes in dimensions to and up to distance :

cube.txt

Persistence intervals in dimension 0:



Persistence intervals in dimension 1:

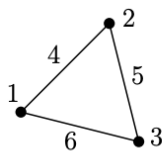


Elapsed time: 0.023 seconds

Persistent Homology Computation By Examples

Book Chapter C.VII, C.VIII

Persistent homology: Example 1



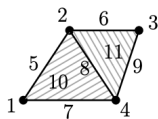
$$\partial = \begin{matrix} & \begin{matrix} 1 & 2 & 3 & 4 & 5 & 6 \end{matrix} \\ \begin{matrix} 1 \\ 2 \\ 3 \\ 4 \\ 5 \\ 6 \end{matrix} & \left[\begin{array}{cccccc} & & & 1 & & 1 \\ & & & 1 & 1 & \\ & & & & 1 & 1 \\ & & & & & \\ & & & & & \\ & & & & & \\ & & & & & \end{array} \right] \end{matrix}$$

$$\Rightarrow \begin{matrix} & \begin{matrix} 1 & 2 & 3 & 4 & 5 & 6(+5+4) \end{matrix} \\ \begin{matrix} 1 \\ 2 \\ 3 \\ 4 \\ 5 \\ 6 \end{matrix} & \left[\begin{array}{cccccc} & & & 1 & & \cancel{1} \\ & & & \boxed{1} & 1 & \cancel{1} \\ & & & & \boxed{1} & \cancel{1} \\ & & & & & \\ & & & & & \\ & & & & & \\ & & & & & \end{array} \right] \end{matrix}$$

What is the barcode?

Dim 0: [1,), [2, 4), [3, 5). Dim 1: [6,)

Persistent homology: Example 2



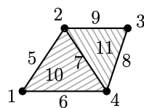
$$\partial = \begin{matrix} & \begin{matrix} 1 & 2 & 3 & 4 & 5 & 6 & 7 & 8 & 9 & 10 & 11 \end{matrix} \\ \begin{matrix} 1 \\ 2 \\ 3 \\ 4 \\ 5 \\ 6 \\ 7 \\ 8 \\ 9 \\ 10 \\ 11 \end{matrix} & \left[\begin{array}{cccccccccccc} & & & & 1 & & 1 & & & & & \\ & & & & 1 & 1 & & 1 & & & & \\ & & & & & 1 & & & 1 & & & \\ & & & & & & 1 & 1 & 1 & & & \\ & & & & & & & & & 1 & 1 & \\ & & & & & & & & & & 1 & \\ & & & & & & & & & & 1 & 1 & \\ & & & & & & & & & & & 1 & \\ & & & & & & & & & & & & 1 \end{array} \right] \end{matrix}$$

$$\Rightarrow \begin{matrix} & \begin{matrix} 1 & 2 & 3 & 4 & 5 & 6 & 7 & 8(+7+5) & 9 & 10 & 11 \end{matrix} \\ \begin{matrix} 1 \\ 2 \\ 3 \\ 4 \\ 5 \\ 6 \\ 7 \\ 8 \\ 9 \\ 10 \\ 11 \end{matrix} & \left[\begin{array}{cccccccccccc} & & & & 1 & & 1 & \cancel{1} & \cancel{1} & & & \\ & & & & \boxed{1} & 1 & & \cancel{1} & \cancel{1} & & & \\ & & & & & \boxed{1} & & & \cancel{1} & & & \\ & & & & & & \boxed{1} & \cancel{1} & \cancel{1} & & & \\ & & & & & & & & & 1 & 1 & \\ & & & & & & & & & & 1 & \\ & & & & & & & & & & \boxed{1} & 1 & \\ & & & & & & & & & & & \boxed{1} & \\ & & & & & & & & & & & & \boxed{1} \end{array} \right] \end{matrix}$$

Dim 0: [1,), [2,5), [3, 6), [4, 7). Dim 1: [8,10), [9,11).

Persistent homology: Example 3

Same simplicial complex, different ordering.



$$\delta = \begin{matrix} & \begin{matrix} 1 & 2 & 3 & 4 & 5 & 6 & 7 & 8 & 9 & 10 & 11 \end{matrix} \\ \begin{matrix} 1 \\ 2 \\ 3 \\ 4 \\ 5 \\ 6 \\ 7 \\ 8 \\ 9 \\ 10 \\ 11 \end{matrix} & \left[\begin{array}{cccccccccccc} & & & & 1 & 1 & & & & & & \\ & & & & 1 & & 1 & & 1 & & & \\ & & & & & & & & 1 & 1 & & \\ & & & & & 1 & 1 & 1 & & & & \\ & & & & & & & & & 1 & & \\ & & & & & & & & & 1 & & \\ & & & & & & & & & 1 & 1 & \\ & & & & & & & & & & 1 & \\ & & & & & & & & & & & 1 \\ & & & & & & & & & & & & 1 \end{array} \right] \end{matrix}$$

$$\Rightarrow \begin{matrix} & \begin{matrix} 1 & 2 & 3 & 4 & 5 & 6 & 7(+6+5) & 8(+6) & 9(+8+5) & 10 & 11 \end{matrix} \\ \begin{matrix} 1 \\ 2 \\ 3 \\ 4 \\ 5 \\ 6 \\ 7 \\ 8 \\ 9 \\ 10 \\ 11 \end{matrix} & \left[\begin{array}{cccccccccccc} & & & & 1 & 1 & \cancel{1} & \mathbf{1} & \cancel{1} & & & \\ & & & & \boxed{1} & & \cancel{1} & & \cancel{1} & & & \\ & & & & & & & \boxed{1} & \cancel{1} & & & \\ & & & & & \boxed{1} & \cancel{1} & \cancel{1} & & & & \\ & & & & & & & & & & 1 & \\ & & & & & & & & & & 1 & \\ & & & & & & & & & & \boxed{1} & \\ & & & & & & & & & & & 1 \\ & & & & & & & & & & & 1 \\ & & & & & & & & & & & \boxed{1} \end{array} \right] \end{matrix}$$

Dim 0: [1,), [2, 5), [3, 8), [4, 6). Dim 1: [7, 10), [9, 11).

- Edelsbrunner, H. and Harer, J. (2010). *Computational Topology: An Introduction*. American Mathematical Society, Providence, RI, USA.
- Wong, E., Palande, S., Wang, B., Zielinski, B., Anderson, J., and Fletcher, P. T. (2016). Kernel partial least squares regression for relating functional brain network topology to clinical measures of behavior. *International Symposium on Biomedical Imaging (ISBI)*.