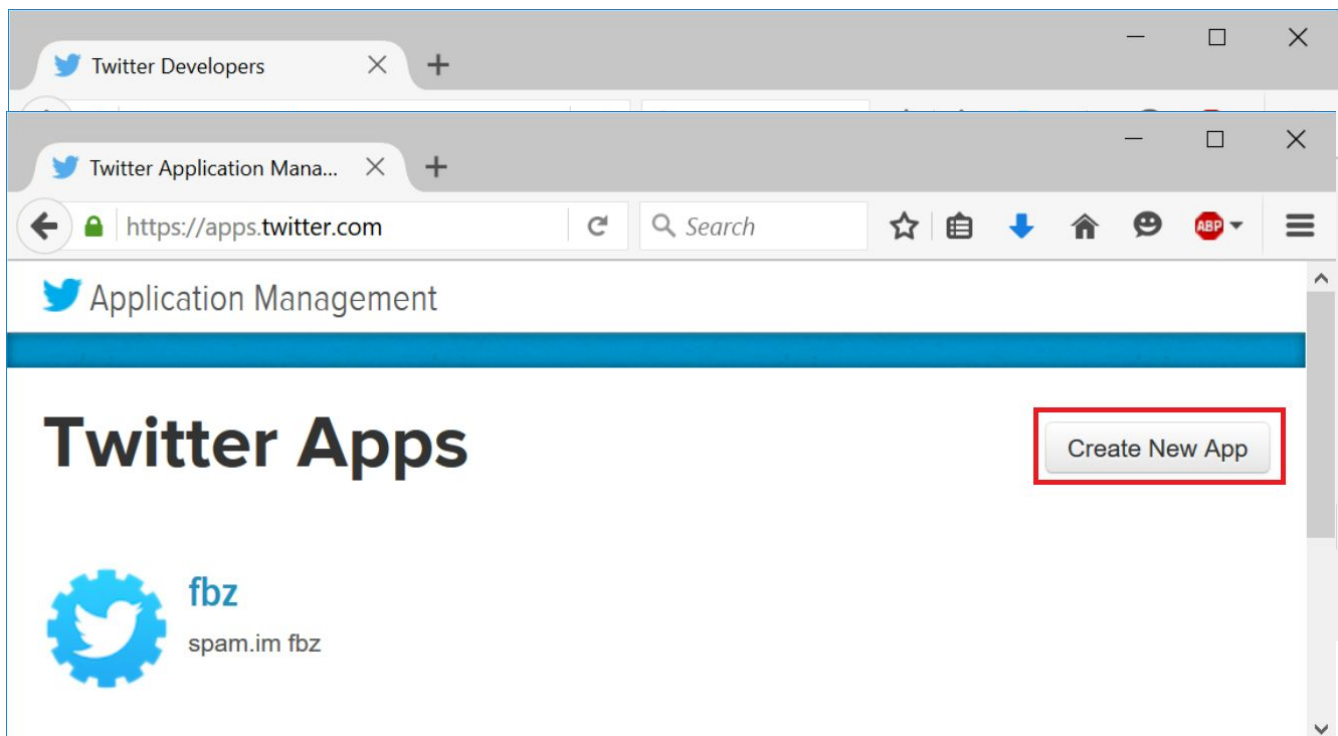


Twitter API instructions

1. Create or login to your twitter account.
2. go to <http://dev.twitter.com> and scroll down to the footer link area.
3. Click Manage your Apps:



4. Click Create new App (choose any name you like, provide a website URL you own, or a made-up one if needed):

Create an application

Application Details

Name *

Your application name. This is used to attribute the source of a tweet and in user-facing authorization screens. 32 characters max.

Description *

Your application description, which will be shown in user-facing authorization screens. Between 10 and 200 characters max.

Website *

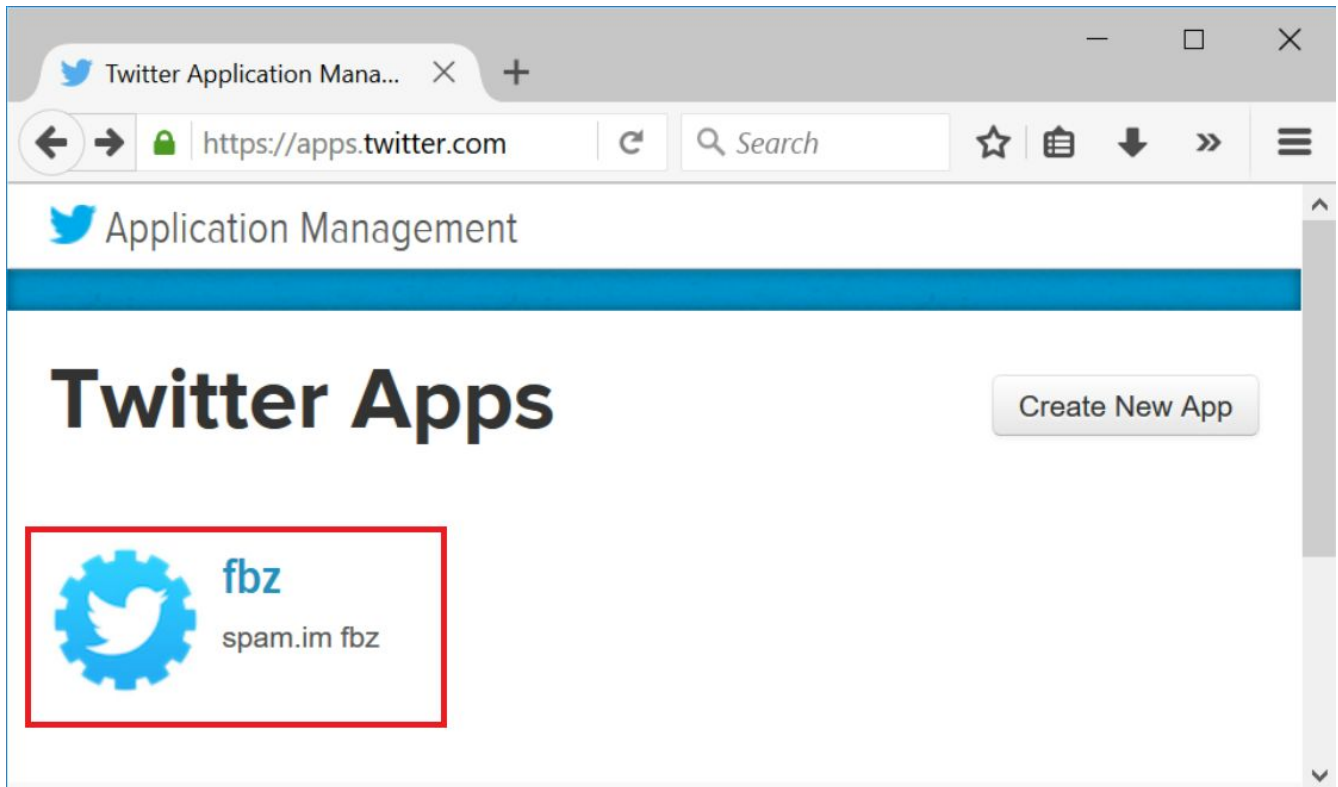
Your application's publicly accessible home page, where users can go to download, make use of, or find out more information about your application. This fully-qualified URL is used in the source attribution for tweets created by your application and will be shown in user-facing authorization screens.
(If you don't have a URL yet, just put a placeholder here but remember to change it later.)

Callback URL

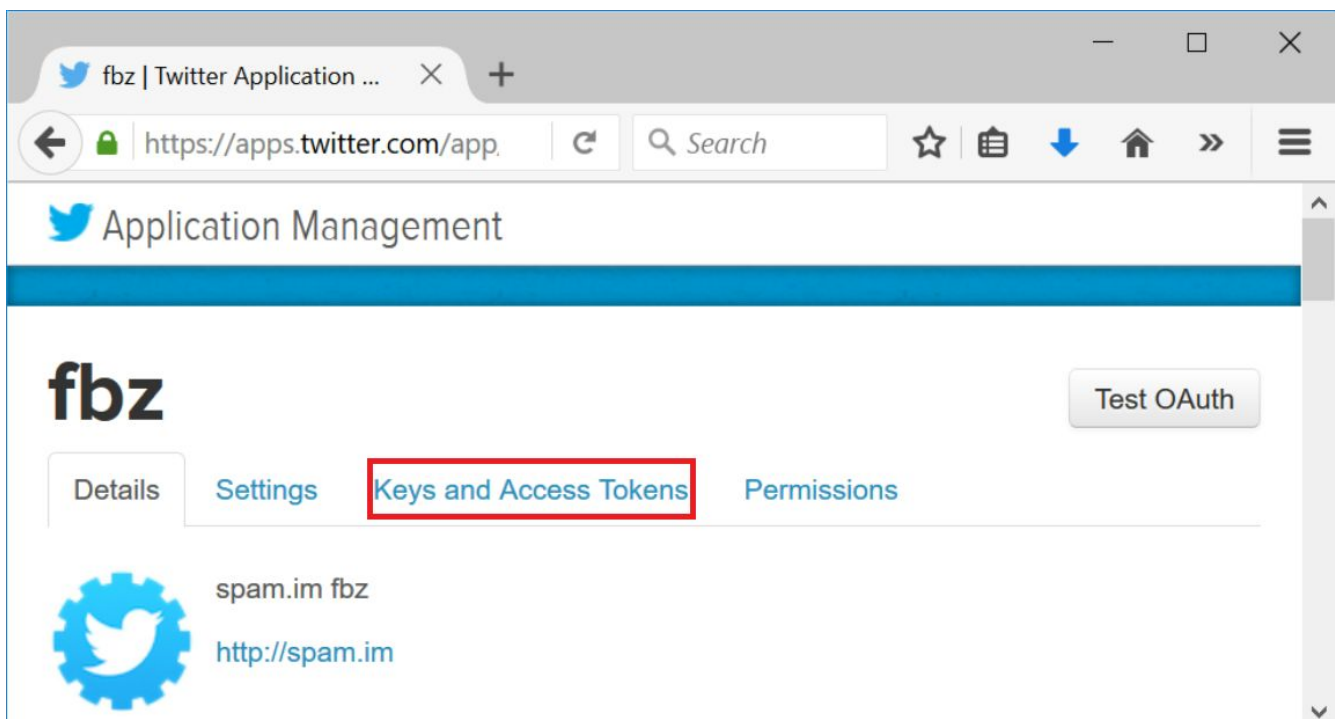
Where should we return after successfully authenticating? [OAuth 1.0a](#) applications should explicitly specify their `oauth_callback` URL on the request token step, regardless of the value given here. To restrict your application from using callbacks, leave this field blank.

Developer Agreement

5. Click on your App:



6. Click Keys and Access Tokens.



7. Copy the following API keys and secrets into your hw4.py

fbz | Twitter Application ... X +

https://apps.twitter.com/app/12038808/key Search

Application Settings

Keep the "Consumer Secret" a secret. This key should never be human-readable in your application.

| | |
|------------------------------|--|
| Consumer Key (API Key) | <input type="text" value="CONSUMER_KEY = 'copy this'"/> |
| Consumer Secret (API Secret) | <input type="text" value="CONSUMER_SECRET = 'copy this'"/> |
| Access Level | Read and write (modify app permissions) |
| Owner | rossdimassimo |
| Owner ID | 58002784 |

Application Actions

[Regenerate Consumer Key and Secret](#) [Change App Permissions](#)

Your Access Token

This access token can be used to make API requests on your own account's behalf. Do not share your access token secret with anyone.

| | |
|---------------------|--|
| Access Token | <input type="text" value="ACCESS_TOKEN = 'copy this'"/> |
| Access Token Secret | <input type="text" value="ACCESS_SECRET = 'copy this'"/> |
| Access Level | Read and write |
| Owner | rossdimassimo |
| Owner ID | 58002784 |

8. We DO NOT ask for submission of hw4.py. Please please do not submit your own hw4.py!!! We do not need your keys/secrets. This is very important!