Toward a Common Component Architecture for High-Performance Scientific Computing *

Rob Armstrong† Dennis Gannon‡ Al Geist§ Katarzyna Keahey¶ Scott Kohn‖
Lois McInnes** Steve Parker†† Brent Smolinski‡‡

Abstract

This paper describes work in progress to develop a standard for interoperability among high-performance scientific components. This research stems from growing recognition that the scientific community needs to better manage the complexity of multidisciplinary simulations and better address scalable performance issues on parallel and distributed architectures. Driving forces are the need for fast connections among components that perform numerically intensive work and for parallel collective interactions among components that use multiple processes or threads. This paper focuses on the areas we believe are most crucial in this context, namely, an interface definition language that supports scientific abstractions for specifying component interfaces and a ports connection model for specifying component interactions.

1 Introduction

The complexity and resource demands of present-day software systems create the need for more flexible solutions than those offered by conventional programming styles based on a succession of subroutine calls. One solution is component programming, based on encapsulating units of functionality and providing a meta-language specification of their interfaces. Component-based software development can be considered an evolutionary step beyond object-oriented design. Object-oriented techniques have been very successful in managing the complexity of modern software, but they have not resulted in significant amounts of cross-project code reuse. Sharing object-oriented code is difficult because of language incompatibilities, the lack of standardization for inter-object communication, and the need for compile-time coupling of interfaces. Component-based software development addresses issues of language independence—seamlessly combining components written in different programming languages—and component frameworks define standards for communication among components.

These advantages are especially appealing in high-performance scientific computing, where high-fidelity, multi-physics simulations are increasingly complex and often require the combined expertise of multidisciplinary research teams working in areas such as mathematical modeling, adaptive mesh manipulations, numerical linear and nonlinear algebra, optimization, load balancing, computational steering, parallel I/O, sensitivity analysis, visualization, and data analysis. Consequently, the interoperability and rapid application development afforded by component programming are of particular importance, as they help to support incremental shifts in parallel algorithms and programming paradigms that inevitably occur during the lifetimes of scientific application codes. In addition, since components can be configured to execute in remote locations, component programming can offer high-level abstractions that facilitate the use of distributed supercomputing resources, which have been shown to offer powerful potential [21].

Many differing opinions about component definitions exist within the software community [7, 47]. We present some working definitions as preliminaries for further discussion.

*This work has been partially supported by the MICS Division of the U.S. Department of Energy through the DOE2000 Initiative. For further information on the Common Component Architecture Forum, see http://www.acl.lanl.gov/cca-forum or write to cca-forum@z.ca.sandia.gov.

† Sandia National Laboratories, rob@z.ca.sandia.gov.

‡ Indiana University, gannon@cs.indiana.edu

§ Oak Ridge National Laboratory, geist@msr.epm.ornl.gov.

¶ Advanced Computing Laboratory, Los Alamos National Laboratory, kate@lanl.gov.

‖ Center for Applied Scientific Computing, Lawrence Livermore National Laboratory, skohn@llnl.gov.

** Mathematics and Computer Science Division, Argonne National Laboratory, mcinnes@mcs.anl.gov.

†† Department of Computer Science, University of Utah, sparker@taz.cs.utah.edu.

‡‡ Center for Applied Scientific Computing, Lawrence Livermore National Laboratory, smolinski1@llnl.gov.

- A *component* is an independent unit of software deployment. It satisfies a set of behavior rules and implements standard component interfaces that allow it to be composed with other components. These behavior rules are often specified as design patterns that must be followed when writing the component.

- A *component integration framework* is an implementation of a set of interfaces and rules of interaction that govern the communication among components.

- A *component architecture* is a specification of a set of interfaces and rules of interaction that govern the communication among components and other necessary tools, such as repositories and composition tools.

We have recently established the Common Component Architecture (CCA) Forum [15], a group whose current membership is drawn from various Department of Energy national laboratories and collaborating academic institutions. The goal of the CCA Forum is to specify a component architecture for high-performance computing, where our target architectures include workstation networks, distributed-memory multiprocessors, clusters of symmetric multiprocessors, and remote resources. We hope that this work will lay a foundation for the definition of standardized sets of domain-specific component interfaces and for the interoperability among toolkits developed by different teams across different institutions. The purpose of this paper is to discuss the current CCA specification and to present progress of the group to date.

The software industry has defined component standards such as CORBA [40], COM [45], and JavaBeans [19] to address similar complexities within their target applications (see Section 3 for a detailed discussion). Our approach leverages this work where appropriate, but addresses the distinctly different technical challenges of large-scale scientific simulations. Based on the lessons learned from research projects in high-performance component architectures by CCA participants (see, e.g., [3, 44, 25, 32, 36, 37]) and projects considering related design issues (see, e.g., [1, 23, 26, 6]), we are developing a single component interface specification that will enable interactions among scientific components that follow this standard. Additional related work [10, 8, 22, 35] can be found elsewhere.

We recognize two levels of interoperability: *component-level* interoperability, for which all the vital functions of any *one* architecture are accessible to any compliant component through a standard interface (e.g., facilities available within a CORBA ORB), and *framework-level* interoperability, for which the frameworks themselves interoperate through a standardized interface (e.g., inter-ORB communication via CORBA IIOP). Providing component-level interoperability requires defining an interaction model common to all components and a small set of indispensable high-level framework services. In addition to these requirements, framework-level interoperability necessitates the standardization of a number of low-level services. Since defining a standard for interoperability at the framework level requires a superset of features needed for the component level, our focus is on providing the latter now and extending it in the future to include framework-level interoperability features. The scope of this paper is limited to component-level interoperability.

The remainder of this paper motivates and explains our approach, beginning in Section 2 with a discussion of some of the challenges in large-scale scientific computing. Section 3 compares our strategy with related work in the software industry. Section 4 presents a high-level view of the CCA standard and provides a roadmap outlining the relationships among its constituents. Sections 5 and 6 describe in detail the parts of the CCA standard that are most crucial for defining component interactions in high-performance scientific software, namely, a scientific interface definition language and a "ports" component linking and composition model with direct-connect and collective capabilities. Finally, Section 7 outlines future directions of work.

2 Motivating Examples

Our work is motivated by collaborations with various computational science research teams, who are investigating areas such as combustion [14], microtomography [48], particle beam dynamics [30], mold filling [31], and plasma simulation [43]. In conjunction with theoretical and experimental research, these simulations are playing increasingly important roles in overall scientific advances, particularly in fields where experiments are prohibitively expensive, time consuming, or in some cases impossible. While each of these simulations requires different mathematical models, numerical methods, and data analysis techniques, they could all benefit from infrastructure that is more flexible and extensible and therefore better able to manage complexity and change.

To enable a more concrete discussion of the CCA approach, we briefly review some challenges arising in chemically reacting flow simulations, which have demanding requirements for high resolution and complex physical submodels for turbulence, chemistry, and multiphase flows. Section 2.1 presents current functionality of a particular application, while Section 2.2 describes potential enhancements that component-based technology could help to support.

2.1 Computational Hydrodynamics Example

We consider the CHAD (Computational Hydrodynamics for Advanced Design) application [14, 42] because it exhibits computational requirements common within many of high-performance scientific codes. CHAD has been developed for fluids simulations in the automotive industry under the Supercomputing Automotive Applications Partnership with the United States Council for Automotive Research and five Department of Energy national laboratories (Argonne, Lawrence Livermore, Los Alamos, Oak Ridge, and Sandia). CHAD is the successor of KIVA [2], which has become a standard tool for device-level modeling of internal combustion engines. CHAD is intended for automotive design applications such as combustion, interior airflow, under-hood cooling, and exterior flows. Currently, CHAD solves the single-phase, compressible Navier-Stokes equations using an arbitrary Lagrangian-Eulerian formulation with hybrid unstructured meshes and a finite volume discretization scheme. The application was designed from its inception as parallel code using `Fortran 90` and encapsulation of nonlocal communication in gather/scatter routines using the Message Passing Interface (MPI) standard [39].

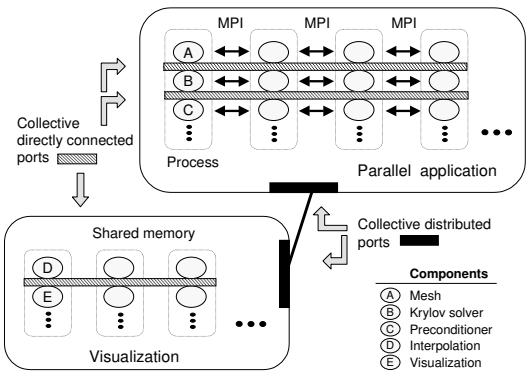

Figure 1. Diagram of component interactions. Parallel numerical components that use distributed data structures and require interconnections with low latency and high bandwidth are represented in the upper portion of the figure. Components for visualization, which can often be more loosely coupled and differently distributed than the numerical components, are shown in the figure's lower portion. Communication within a parallel component is at the discretion of the component itself. For example, in this diagram component A (a mesh) uses MPI to communicate among the four processes over which it is distributed, while component E (a visualization tool) uses shared memory. Communication between components is handled by ports.

2.2 Component Challenges and Opportunities

CHAD researchers are experimenting with numerical strategies ranging from explicit through semi-implicit and even more fully implicit schemes using Newton-type methods. Using semi-implicit and implicit techniques helps to overcome stability and accuracy restrictions on computational timesteps, and thereby can often help to reduce overall time to solution.

Figure 1 demonstrates some typical interactions among components for a semi-implicit solution procedure within a PDE-based simulation. While a single diagram cannot express the richness of interactions within CHAD, nor the range of functionality needed by our motivating applications, this picture does convey key themes that motivate the CCA approach. We focus on (1) *fast interactions* between components via a "ports" component linking and composition model that allows direct connections (see Section 6.2), and (2) *collective interactions* among components that use multiple processes or threads (see Section 6.3). Collective abstractions are important for communication between both tightly coupled and loosely coupled components. For example, Figure 1 demonstrates collective directly connected ports between parallel preconditioner and Krylov solver components. The diagram also shows collective distributed port communication between numerical components of a parallel application and remote visualization tools.

The goals of the CCA Forum are to simplify the infusion of new techniques within the lifetimes of existing applications such as CHAD and to facilitate the construction of new models. Interactions among multiple tools that use current-generation infrastructure typically require labor-intensive translations between interfaces and data structures. We aim to simplify this process and also to enable dynamic interactions, since researchers may wish to introduce new components during the course of ongoing simulations. For example, a researcher may wish to visualize flow fields on a local workstation by dynamically attaching a visualization tool to an ongoing simulation that is running on a remote parallel machine. Upon observing that the flow fields are not converging as expected, the researcher may wish to introduce a new scheme for hierarchical mesh refinement.

One of the most computationally intensive phases within the semi-implicit and implicit strategies under consideration within CHAD is the solution of discretized linear systems of the form $Ax = b$, which are very large and have sparse coefficient matrices A. The Equation Solver Interface (ESI) Forum [20] is defining collections of abstract interfaces for solving such systems, with a goal of enabling applications like CHAD to experiment more easily with multiple solution strategies and to upgrade as new algorithms with better latency tolerance or more efficient cache utilization are discovered and encapsulated within toolkits. This area is

one of many (e.g., partitioning, mesh management, discretization, optimization, visualization) that could benefit from component-based infrastructure to facilitate experiments among different tools.

3 Relationship to Existing Standards

Component architecture standards such as CORBA [40], COM [45], and JavaBeans [19] have been defined by industrial corporations and consortia and are employed by millions of users. Unfortunately, these standards do not address the needs of high-performance scientific computing, primarily because they do not support efficient parallel communication channels between components. Abstractions suitable for high-performance computing are needed. The existence of many successful high-performance languages and libraries—such as HPC++ [24], POOMA [4], ISIS++ [12], SAMRAI [29], and PETSc [5]—testifies that such abstractions can enable the user to develop more efficient programs faster. Similarly, we need abstractions that capture high-performance concepts in component architectures. For example, PARDIS [37] and PAWS [6] successfully show that introducing abstractions for single program multiple data (SPMD) computation can enable more efficient interactions between SPMD programs. In this section, we briefly review these industry standards and explain their limitations for high-performance scientific computing.

3.1 Microsoft COM and ActiveX

COM (Component Object Model) is Microsoft's component standard that forms the basis for interoperability among all Window-based applications. ActiveX [11] defines standard COM interfaces for compound documents. Microsoft has developed a distributed version of COM, called DCOM, that targets networked Windows workstations.

COM targets business objects and does not include abstractions for parallel data layout or basic scientific computing data types, such as complex numbers and Fortran-style dynamic multidimensional arrays. Also, COM does not easily support implementation inheritance and multiple inheritance (which can be implemented through aggregation or containment). Some scientific libraries (see, e.g., [20]) require multiple inheritance and a simple model for polymorphism, which COM does not provide.

3.2 Sun JavaBeans and Enterprise JavaBeans

JavaBeans and Enterprise JavaBeans (EJB) are component architectures developed by Sun and its partners. They are based on Sun's `Java` programming language and are cross-platform competitors to Microsoft's COM.

Neither JavaBeans nor EJB directly addresses the issue of language interoperability, and therefore neither is appropriate for the scientific computing environment. Both JavaBeans and EJB assume that all components are written in the `Java` language. Although the Java Native Interface [34] library supports interoperability with C and C++, using the Java virtual machine to mediate communication between components would incur an intolerable performance penalty on every intercomponent function call.

3.3 OMG CORBA

CORBA is a distributed object specification supported by the OMG (Object Management Group), a consortium of over eight hundred partners. CORBA supports the interaction of complex objects written in different languages distributed across a network of computers running different operating systems.

The current CORBA specification does not define a component model, although a CORBA 3.0 component specification [41] is currently under review by the OMG. Like COM, CORBA does not provide abstractions necessary for high-performance scientific computing, such as Fortran-style dynamic multi-dimensional arrays and complex numbers. Although CORBA enables robust and efficient implementations for distributed applications, it is far too inefficient when a method call is made within the same address space. While a recently established high-performance CORBA working group [28] may eventually address a subset of our performance concerns, their mandate does not address the range of parallel computing issues, as discussed in Section 2. CORBA also has a limited object model in that method overriding is not supported and the semantics of multiple implementation inheritance can lead to ambiguities.

While CORBA 2.0 does not provide for a component interaction mechanism, the CCA specification does. It should be observed that the CORBA object model is sufficiently powerful to suppport an implementation of the CCA. This is a good example of the intent of the CCA specification: a layer on top of an existing system that enables high-performance computing. Such a "CCA over CORBA" implementation, targeting distributed environments, is being planned by one of the participating forum members.

4 Overview of the CCA Standard

We define the Common Component Architecture as a set of specifications and their relationships as depicted in Figure 2. The elements with gray background pertain to specific implementations of a component architecture, while the elements with white background depict parts of the CCA standards necessary for component-level interoperability.

As shown in the picture, components interact with each other and with a specific framework implementation through standard application programming interfaces (APIs). Each component can define its inputs and outputs by using a *scientific interface definition language (SIDL)*; these definitions can be deposited in and retrieved from a repository by using a *CCA Repository API*. The repository API defines the functionality necessary to search a framework repository for components as well as to manipulate components within the repository. In addition, these component definitions can serve as input to a proxy generator that generates component stubs, which form the component-specific part of the *CCA Ports*. Components can use framework services directly through the *CCA Services* interface. The *CCA Configuration API* supports interaction between components and various builders for functions such as notifying components that they have been added to a scenario and deleted from it, redirecting interactions between components, or notifying a builder of a component failure.

A component framework is said to be CCA compliant if it conforms to these standards—that is, provides the required CCA services and implements the required CCA interfaces. Different components require different sets of services to interoperate. For example, some will require remote communication while others communicate only in the same address space. Therefore, the CCA standard will allow different flavors of compliance; each component will specify a minimum flavor of compliance required of a framework within which it can interact.

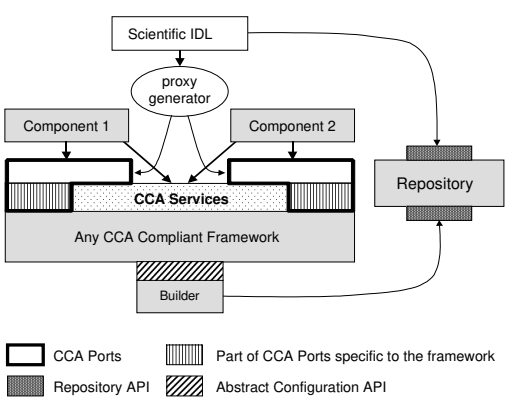

Figure 2. Relationships among CCAelements.

We will now describe in some detail three elements of the CCA standard that we believe are most critical for high-performance scientific computing, namely, a scientific interface definition language, a ports model, and a minimal set of supporting services. Work on the other parts of the CCA standard is also in progress, but details are beyond the scope of this paper.

- *SIDL* is a programming-language-neutral interface definition language used to describe component interfaces. The SIDL provides a method for describing component and framework interfaces that is independent of the underlying implementation programming languages. Component descriptions using SIDL can be used by repositories and by a proxy generator to provide the component stubs element of communication ports.

- *CCA Ports* define the communication model for all component interactions. Each component defines one or more ports to describe the calling interface. Communication links between components are implemented by connecting compatible ports, where port compatibility is defined as object-oriented type compatibility of the port interfaces, as can be described in the SIDL. As shown in Figure 2, each port has two parts. The first part is a set of framework-specific but component-independent functionality pertaining to component interaction (e.g., adding a listener to an object) and has the same API for every component. The second part implements component-specific but framework-independent functionality; this part can be generated automatically by a proxy generator based on the component definition expressed in SIDL, and is referred to as a component stub. For example, a component stub may contain marshaling functions in a distributed environment.

- *CCA Services* present a framework abstraction that can be used in the component stub implementation as well as by the components themselves; this CCA element provides a clear definition of the *minimal* services a framework must implement in order to be CCA compliant. Two critical concerns guiding this design are that the services enable high-performance interactions and that the services are sufficiently compact and user friendly to enable a rapid learning process for component writers, many of whom will not be computer scientists. As such, we have identified that the key CCA services are creation of CCA Ports and access to CCA Ports, which in turn enable connections between components.

Additional common facilities to handle naming, relationship management, error handling, querying, and so forth are of course also important, because in practice many components would need and could share these facilities. However, because the particular needs of different components and

frameworks vary considerably depending on usage environment, discussion of these issues is beyond the scope of this paper.

The following sections describe these features in more detail. A reference implementation is tracking the evolution of the Common Component Architecture. Likewise, several ongoing computational science projects are experimenting with the CCA to manage interoperability among components developed by different research groups; these experiences will motivate further extensions and refinements to design.

5 The Scientific IDL

The Scientific Interface Definition Language is a high-level description language used to specify the calling interfaces of software components and framework APIs in the component architecture. SIDL provides language interoperability that hides language dependencies to simplify the interoperability of components written in different programming languages. With the proliferation of languages used for numerical simulation—such as `C`, `C++`, `Fortran 77`, `Fortran 90`, `Java`, and `Python`—the lack of seamless language interoperability can be a significant barrier to developing reusable scientific components.

For the purposes of our high-performance scientific component architecture, SIDL must be sufficiently expressive to represent the abstractions and data types common in scientific computing, such as dynamically dimensioned multidimensional arrays and complex numbers. Unfortunately, no such IDL currently exists, since most IDLs have been designed for operating systems [17, 18] or for distributed client-server computing in the business domain [33, 40, 46].

The basic design of our scientific IDL borrows many concepts from current standards, such as the CORBA IDL [40] and the `Java` programming language [27]. This approach allows us to leverage existing IDL technology and language mappings. For example, CORBA already defines language mappings to `C`, `C++`, and `Java`, and ILU [33] (which supports the CORBA IDL) defines language mappings to `Python`.

The scientific IDL provides additional capabilities necessary for scientific computing [13, 38]. It supports object-oriented semantics with an inheritance model similar to that of `Java` with multiple interface inheritance and single implementation inheritance. IDL support for multiple inheritance with method overriding is essential for scientific libraries that exploit polymorphism through multiple inheritance, such as used in the Equation Solver Interface [20] standard. The IDL and associated run-time system provide facilities for cross-language error reporting. We have also added IDL primitive data types for complex numbers and multidimensional arrays for expressibility and efficiency when mapping to implementation languages.

We are developing SIDL support for reflection and dynamic method invocation, which are important capabilities for a component architecture. Interface information for dynamically loaded components is often unavailable at compile time; thus, components and the associated composition tools and frameworks must discover, query, and execute methods at run time. The SIDL reflection and dynamic method invocation mechanisms are based on the design of the `Java` library classes in `java.lang` and `java.lang.reflect`. Reflection information for every interface and class will be generated automatically by the SIDL compiler based on IDL descriptions.

Our SIDL implementation currently supports language mappings for both `C` and `Fortran 77`, and support for `C++` is under development. The `Fortran 77` language mapping is similar to the `C` language mapping defined by CORBA except that SIDL interfaces and classes are mapped to `Fortran` integers instead of opaque data types. The SIDL run-time environment automatically manages the translation between the `Fortran` integer representation and the actual object reference. The `Fortran 90` language mapping is still under development. `Fortran 90` is a particular challenge for scientific language interoperability, because `Fortran 90` calling conventions and array descriptors vary widely from compiler to compiler.

6 Component Interaction through Ports

Every component architecture is characterized by the way in which components are composed together into applications. As introduced in Section 4, CCA Ports are communication end points that define the connection model for component interactions. Within Figure 1, ports define the interactions between relatively tightly coupled parallel numerical components, which typically require very fast communication for scalable performance; ports also define loosely coupled interactions with possibly remote components that monitor, analyze, and visualize data.

To address this range of requirements, we adopt a *provides/uses* interface exchange mechanism, similar to that within the CORBA 3.0 proposal [41]. This approach enables connections that do not impede inter-component performance, yet allows a framework to create distributed connections when desired. In the ideal case, an attached component would react as quickly as an inline function call. We refer to this situation as *direct connection*, which is further discussed in Section 6.2. This type of connection makes the most sense when the component instances exist in the same address space. Loosely coupled distributed connections should be available through the very same interface as the tightly coupled direct connections, without the components being aware of the connection type. This

need arises because high-performance components will often be parallel programs themselves. A parallel component may reside inside a single multiprocessor or it may be distributed across many different hosts. Existing component models have no concept of attaching two parallel components together, and existing research systems, such as CUMULVS [26], PAWS [6], and PARDIS [37], approach this problem in different ways. We therefore introduce a *collective port* model to enable interoperability between parallel components, as discussed in Section 6.3.

In the JavaBeans model [19], components notify other listener components by generating events. Components that wish to be notified of events register themselves as listeners with the target components. Although there are some similarities to the CCA specification, JavaBeans does not allow a *provides/uses* design pattern as part of its standard. In the COM/DCOM model [45], one component calls the interface functions exported by another. The COM model is very similar in form to the CCA specification. Platform interoperability issues are, in the opinion of the CCA working group, important enough that COM has not been not adopted outright. In the proposed CORBA 3.0 component model [41], both events and a *provides/uses* interface model are used. The *provides/uses* pattern employed by the CCA is very close to this proposed approach, and any component that is CCA compliant will likely map easily to CORBA 3.0. However, at the time of this writing, CORBA 3.0 is a proposed standard that is still undergoing rapid change, and CORBA 3.0 may see no implementation for years. The CCA working group believes that a compatible standard for high-performance computing should appear much more quickly than the CORBA 3.0 time frame. For this reason we have chosen the *provides/uses* pattern for use as the CCA Ports architecture. It is expected (and hoped) that the CORBA 3.0 specification will not drift far from what is described here.

6.1 The Basics of CCA Ports

The concept of CCA Ports arises from the data-flow world, where component interactions are limited to pipelining data from one component to the next. CCA Ports generalize this idea to admit method calls and return values along the pipeline, allowing for a richer variety of component interactions. Links between components are implemented by a *provides/uses* interface design pattern, which is flexible enough to allow direct component interface connections for high performance or connections through proxy intermediaries enabling distributed object interactions. Significantly, in the CCA model, port connection is the responsibility of the framework; therefore, a particular component may find itself connected in a variety of different ways depending on its environment and mode of use (see [9] for details of the CCA ports specification and an applet demonstration).

In the CCA architecture, components are linked together by connecting a "port" interface from one component to a "port" interface on another. As demonstrated in Figure 3, we employ two types of ports:

- *Provides* port. A *Provides* port is an interface that a component provides to others.
- *Uses* port. A *Uses* port interface has methods that one component (the caller) wants to call on another component (the callee); the caller component retrieves the *Uses* interface from the CCA Services handle.

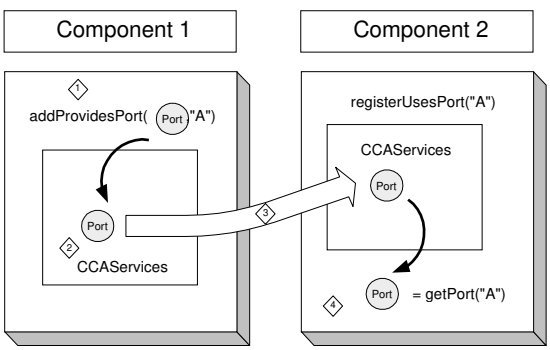

Figure 3. Illustration of the connection mechanism. ⟨1⟩ The provided interface (i.e., `ProvidesPort`) is made known to Component 1's containing framework by ⟨2⟩ passing it to the `CCAServices` handle via the `addProvidesPort()` method. ⟨3⟩ At the framework's option, either the interface or a proxy for the interface can be given to Component 2 through its `CCAServices` handle. ⟨4⟩ Component 2 retrieves the interface using the `getPort()` method.

Provides ports are generalized listeners in the sense that they listen to *Uses* interfaces (i.e., calls of their functions by another component). Each *Uses* port maintains a list of listeners. To connect one component to another, one adds a *Provides* (input) port of one component to another's *Uses* (output) port. This approach follows many features of the proposed CORBA 3.0 design. When a component calls a member function on one of its *Uses* ports, the same member function on each listening *Provides* port is called. Note that this means one call may correspond to zero or more invocations on provider components.

As introduced in Section 4, all interaction between the component and its containing framework will occur through the component's `CCAServices` object, which is set by the containing framework. The component creates and adds *Provides* ports to the `CCAServices`, and registers

and retrieves *Uses* ports from the `CCAServices`. The `CCAServices` enables access to the list of *Provides* and *Uses* ports and to an individual port by its instance name. It also implements a method for obtaining the various ports and registering them with the framework.

6.2 Direct-Connect Ports

Much of the reason for adopting the *provides/uses* interface exchange mechanism for connecting CCA components is to enable high-performance computing. Except for the SIDL bindings to `UsesPort` and `ProvidesPort` interfaces, the overhead for the privilege of becoming a CCA component is nothing more than a direct function call to the connected object. That is, there is no penalty for using the *provides/uses* component connection mechanism proposed in the CCA specification. The cost of the intervening SIDL binding for language independence is estimated to be approximately 2-3 function calls per interface method call.

Components can be directly connected in a variety of ways; probably the simplest is to create an object that exports a `DirectConnectPort` interface subclassing both the `UsesPort` and `ProvidesPort` interfaces. This way the framework gets a *Provides* interface from one component and gives that same interface directly to a connecting component as a *Uses* interface. Note that with this approach the framework still retains full control over the connection between components. Optionally, the provided `DirectConnectPort` can be translated through a proxy by a separate `UsesPort` provided by the framework, without the components on either end of the connection needing to know.

6.3 Collective Ports

The concept of *Collective Ports* is a small but powerful extension of the basic CCA Ports model to handle interactions among parallel components and thereby to free programmers from focusing on the often intricate implementation-level details of parallel computations. The *provides/uses* port interfaces and other port information are accessible from every thread or process in a parallel component. The CCA standard does not place any restrictions on the means by which particular implementations address this. For example, in a distributed-memory model a copy of these classes could be maintained by every process participating in computation, whereas in shared memory a class could be represented just once. However, the CCA standard does require that as one of the CCA services the implementation maintain consistency among the classes.

The creation of a collective port requires that the programmer specify the mapping of data (or processes participating) in the operations on this port. In the most common case the mappings of the input and output ports match each other. For example, n processes or threads in one component are mapped to n processes or threads in the other, and in this case data would not need redistribution between the parallel components. In the second most common case, a serial component interacts with a parallel component. The semantics of this interaction are very similar to broadcast, gather, and scatter semantics used in collective communication. Collective ports are defined generally enough to allow data to be distributed arbitrarily in the connected components; as demonstrated in Figure 1, this capability is useful in connecting a parallel numerical simulation with differently distributed visualization tools. We are investigating issues in the behavior of information flow between collective ports, especially in cases of mismatch in cardinality, time, and space.

7 Future Directions

This discussion has introduced the foundation for research by the CCA forum in defining a common component architecture that supports the needs of the high-performance scientific computing community and leverages existing component standards, but will likely not be addressed by them. Key facets of this work are development of an IDL that supports scientific abstractions for component interface specification and definition of a ports connection model that supports collective interactions. This architecture enables connections that do not impede inter-component performance, yet allows a framework to create distributed connections when desired. Currently, we are implementing various Ports subclasses that relate directly to high-performance computing. Among these are the collective ports discussed earlier, a component based on a numeric solvers standard [20], and a reference implementation of a CCA-compliant framework (see [15] for further information). Other proposals for components and standard interfaces compliant with the current CCA Ports specification are openly solicited.

Future plans include incorporating support for different computational models (e.g., SPMD and threaded models) and extending the definition of CCA Ports to accommodate dynamic component hook-up and configuration. Some changes to the existing port specification are inevitable as we gain experience with actual high-performance components. Currently, the CCA specification makes no provision for framework services beyond Ports. At this moment a proposal is being crafted for gaining access through the existing CCA specification to services provided by existing frameworks, such as CORBA or Enterprise JavaBeans. It does not seem likely that the CCA working group will decide to *require* any of these services to be present. This is because high-performance environments are often exotic, and

requiring services may limit some of the intended audience for this specification.

Beyond these modifications and clarifications to the existing standard, the CCA working group will function as a standards body, incorporating or rejecting proposed port and component additions to the essential core of the standard. This phase of our activity has just begun, but is vital to the success of our mission. Our goal is to incorporate enough standard interfaces and components to make plug-and-play high-performance computing a reality. This is an impossibly tall order for the CCA members to accomplish by themselves. However, by incorporating components and interfaces from interested researchers and consortia, it is hoped that this vision can be realized.

Acknowledgments

The Common Component Architecture (CCA) Forum was initially inspired by the DOE2000 Initiative [16] and is motivated by ongoing collaborations with various scientific research groups. We especially thank Tom Canfield for conveying some of the challenges in device-scale combustion modeling, as discussed in Section 2.

The CCA Forum comprises researchers from national laboratories within the Department of Energy and collaborating academic institutions; current participants are Argonne National Laboratory, Indiana University, Lawrence Berkeley National Laboratory, Lawrence Livermore National Laboratory, Los Alamos National Laboratory, Oak Ridge National Laboratory, Sandia National Laboratories, and the University of Utah. The ideas presented here were developed with the participation of various individuals at these institutions, including Ben Allan, Rob Armstrong, Pete Beckman, Randall Bramley, Robert Clay, Andrew Cleary, Dennis Gannon, Al Geist, Paul Hovland, Bill Humphrey, Kate Keahey, Jim Kohl, Scott Kohn, Lois McInnes, Bill Mason, Carl Melius, Brent Milne, Noël Nachtigal, Steve Parker, Mary Pietrowicz, Barry Smith, Steve Smith, Brent Smolinski, Brian Toonen, and John Wu. These ideas have been influenced by laboratory and university software development teams, some of whose members are represented above.

References

[1] ALICE Web page. `http://www.mcs.anl.gov/~alice`, Mathematics and Computer Science Division, Argonne National Laboratory.

[2] A. A. Amsden, P. J. O'Rourke, and T. D. Butler. KIVA-II: A computer program for chemically reactive flows with sprays. Technical Report LA-11560-MS, Los Alamos National Laboratory, May 1989.

[3] R. C. Armstrong and A. Chung. POET (parallel object-oriented environment and toolkit) and frameworks for scientific distributed computing. In *Hawaii International Conf. on System Sci.*, 1997.

[4] S. Atlas, S. Banerjee, J. Cummings, P. J. Hinker, M. Srikant, J. V. W. Reynders, and M. Tholburn. POOMA: A high-performance distributed simulation environment for scientific applications. In *Supercomputing '95 Proceedings*, December 1995.

[5] S. Balay, W. D. Gropp, L. C. McInnes, and B. F. Smith. Efficient management of parallelism in object oriented numerical software libraries. In E. Arge, A. M. Bruaset, and H. P. Langtangen, editors, *Modern Software Tools in Scientific Computing*, pages 163–202. Birkhauser Press, 1997.

[6] P. H. Beckman, P. K. Fasel, W. F. Humphrey, and S. M. Mniszewski. Efficient Coupling of Parallel Applications Using PAWS. In *Proceedings of the 7th IEEE International Symposium on High Performance Distributed Computation*, July 1998.

[7] M. Broy, A. Deimel, J. Henn, K. Koskimies, F. Plášil, G. Pomberger, W. Pree, M. Stal, and C. Szyperski. What characterizes a (software) component? *Software – Concepts and Tools*, 19:49–56, 1998.

[8] H. Casanova, J. Dongarra, C. Johnson, and M. Miller. Application specific tools. chapter 7, in *The Grid: Blueprint for a Future Computing Infrastructure*, Morgan Kaufmann Publishers, 1999.

[9] CCA Ports Web page. `http://z.ca.sandia.gov/~cca-forum/port-spec`.

[10] K. M. Chandy, A. Rifkin, P. A. Sivilotti, J. Mandelson, M. Richardson, W. Tanaka, and L. Weisman. A world-wide distributed system using Java and the internet. In *Proceedings of the Fifth IEEE International Symposium on High Performance Distributed Computing*. IEEE Computer Society Press, August 1996.

[11] D. Chappell. *Understanding ActiveX and OLE*. Microsoft Press, 1997.

[12] R. L. Clay, K. Mish, and A. B. Williams. ISIS++ Web page. `http://ca.sandia.gov/isis`.

[13] A. Cleary, S. Kohn, S. Smith, and B. Smolinski. Language interoperability mechanisms for high-performance scientific computing. In *Proceedings of the SIAM Workshop on Object-Oriented Methods for Inter-Operable Scientific and Engineering Computing*, October 1998.

[14] J. P. Collins, P. Colella, and H. M. Glaz. Implicit-explicit Eulerian Godunov scheme for compressible flows. *J. Comp. Phys.*, 116:195–211, 1995.

[15] Common Component Architecture Forum. See `http://www.acl.lanl.gov/cca-forum`.

[16] DOE2000 Initiative. See `http://www.mcs.anl.gov/DOE2000`.

[17] G. Eddon and H. Eddon. *Inside Distributed COM*. Microsoft Press, Redmond, WA, 1998.

[18] E. Eide, J. Lepreau, and J. L. Simister. Flexible and optimized IDL compilation for distributed applications. In *Proceedings of the Fourth Workshop on Languages, Compilers, and Run-time Systems for Scalable Computers*, 1998.

[19] R. Englander. *Developing Java Beans*. O'Reilly, June 1997.

[20] Equation Solver Interface Forum. See http://-z.ca.sandia.gov/esi/.

[21] I. Foster and C. Kesselman, editors. *The Grid: Blueprint for a Future Computing Infrastructure*. Morgan Kaufmann Publishers, 1999.

[22] G. Fox and W. Furmanski. Object-based approaches. chapter 10, in *The Grid: Blueprint for a Future Computing Infrastructure*, Morgan Kaufmann Publishers, 1999.

[23] L. A. Freitag, W. D. Gropp, P. D. Hovland, L. C. McInnes, and B. F. Smith. Infrastructure and interfaces for large-scale numerical software. In *Proceedings of the 1999 International Conference on Parallel and Distributed Processing Techniques and Applications*. to appear (also available as Argonne preprint ANL/MCS-P751-0599).

[24] D. Gannon, P. Beckman, E. Johnson, T. Green, and M. Levine. HPC++ and the HPC++Lib Toolkit. *Languages, Compilation Techniques and Run Time Systems (Recent Advances and Future Perspectives)*, to appear.

[25] D. Gannon, R. Bramley, T. Stuckey, J. Villacis, J. Balasubramanian, E. Akman, F. Breg, S. Diwan, and M. Govindaraju. Component architectures for distributed scientific problem solving. *IEEE Computational Science and Engineering*, 5(2):50–63, 1998.

[26] A. Geist, J. Kohl, and P. Papadopoulos. CUMULVS: Providing Fault Tolerance, Visualization and Steering of Parallel Applications. *The International Journal of Supercomputer Applications and High Performance Computing*, (11):224–235, 1997.

[27] J. Gosling, B. Joy, and G. Steele. *The Java Language Specification*, 1996. Available at http://java.sun.com.

[28] High-performance CORBA Working Group. See http://www.omg.org/homepages/realtime/working_groups/high_performance_corba.html.

[29] R. Hornung and S. Kohn. The use of object-oriented design patterns in the SAMRAI structured AMR framework. In *Proceedings of the SIAM Workshop on Object-Oriented Methods for Inter-Operable Scientific and Engineering Computing*, October 1998. See http://www.llnl.gov/CASC/SAMRAI.

[30] W. Humphrey, R. Ryne, J. Cummings, T. Cleland, S. Habib, G. Mark, and J. Qiang. Particle beam dynamics simulations using the POOMA framework. In *Proceedings of the ISCOPE '98 Conference*, 1998.

[31] F. Illinca, J.-F. Hetu, and R. Bramley. Simulation of 3-D mold-filling and solidification processes on distributed memory parallel architectures. In *Proceedings of International Mechanical Engineering Congress & Exposition*, 1997.

[32] InDEPS Web page. http://z.ca.sandia.gov/-~indeps/, Sandia National Laboratories.

[33] B. Janssen, M. Spreitzer, D. Larner, and C. Jacobi. *ILU Reference Manual*. Xerox Corporation, Nov. 1997. Available at ftp://ftp.parc.xerox.com/pub/ilu/ilu.html.

[34] JavaSoft. *Java Native Interface Specification*, May 1997.

[35] A. Joshi, T. Drashansky, J. R. Rice, S. Weerawarana, and E. Houstis. Multiagent simulation of complex heterogeneous models in scientific computing. *Math. Comput. Simul.*, 44:43–59, 1997.

[36] K. Keahey, P. Beckman, and J. Ahrens. Ligature: Component architecture for high-performance applications. *International Journal of High-Performance and Scientific Applications*, to appear.

[37] K. Keahey and D. Gannon. PARDIS: A Parallel Approach to CORBA. In *Proceedings of the 6th IEEE International Symposium on High Performance Distributed Computation*, pages 31–39, August 1997.

[38] S. Kohn and B. Smolinski. Component interoperability architecture: A proposal to the common component architecture forum. In preparation, 1999.

[39] MPI: A message-passing interface standard. *International J. Supercomputing Applications*, 8(3/4), 1994.

[40] OMG. *The Common Object Request Broker: Architecture and Specification. Revision 2.0*. OMG Document, June 1995.

[41] OMG. *Corba Components. Revision 3.0*. OMG TC Document orbos/99-02-05, March 1999.

[42] P. J. O'Rourke and M. S. Sahota. A variable explicit/implicit numerical method for calculating advection on unstructured meshes. *J. Comp. Phys.*, 143:312–345, 1998.

[43] W. Park, E. V. Belova, G. Y. Fu, X. Z. Tang, H. R. Strauss, and L. E. Sugiyama. Plasma simulation studies using multilevel physics models. *Physics of Plasmas*, 6:1796–1803, 1999.

[44] S. Parker, D. Weinstein, and C. Johnson. The SCIRun computational steering software system. In E. Arge, A. Bruaset, and H. Langtangen, editors, *Modern Software Tools in Scientific Computing*, pages 1–44. Birkhauser Press, 1997.

[45] R. Sessions. *COM and DCOM: Microsoft's Vision for Distributed Objects*. John Wiley & Sons, 1997.

[46] J. Shirley, W. Hu, and D. Magid. *Guide to Writing DCE Applications*. O'Reilly & Associates, Inc., Sebastopol, CA, 1994.

[47] C. Szyperski. *Component Software: Beyond Object-Oriented Programming*. ACM Press, New York, 1998.

[48] G. von Laszewski, M.-H. Su, J. A. Insley, I. Foster, J. Bresnahan, C. Kesselman, M. Thiebaux, M. L. Rivers, S. Wang, B. Tieman, and I. McNulty. Real-time analysis, visualization, and steering of microtomography experiments at photon sources. In *Proceedings of the Ninth SIAM Conference on Parallel Processing for Scientific Computing*, March 1999.